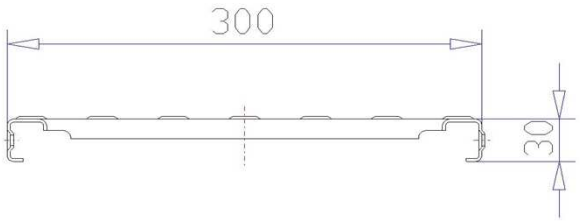
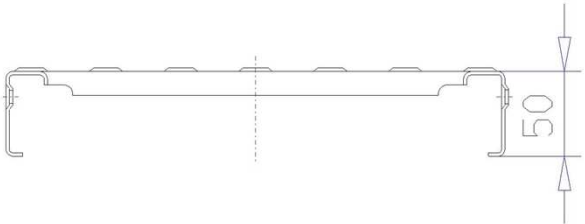
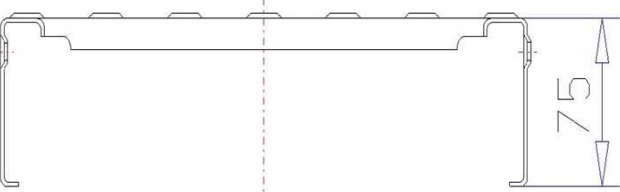
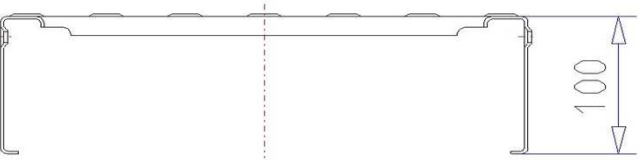


Gewicht in kg / m²

Rostbreite 300 mm, Materialstärke 2,0 in Stahl feuerverzinkt

Skizze	Rosthöhe	max. Stützweite	Gewicht
	30	800 mm	19,3 kg
	50	1.500 mm	21,4 kg
	75	2.900 mm	24,0 kg
	100	4.000 mm	26,7 kg



